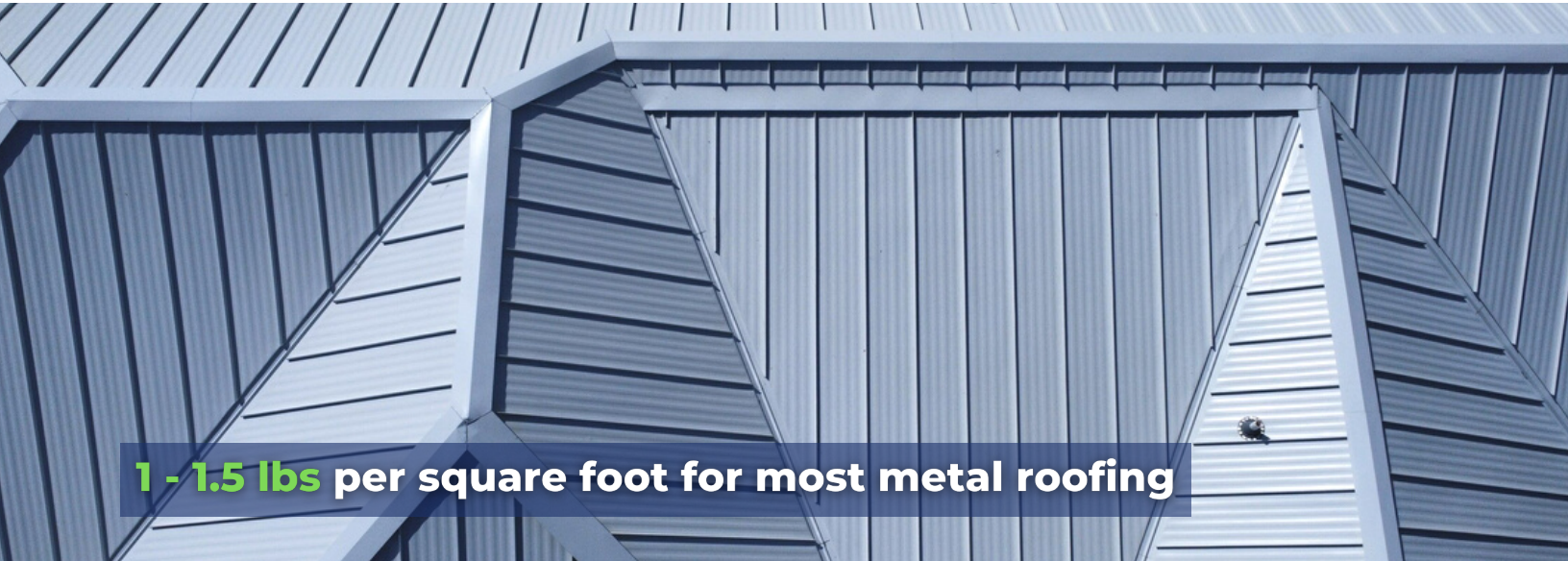


WORRIED ABOUT THE WEIGHT OF YOUR ROOF?

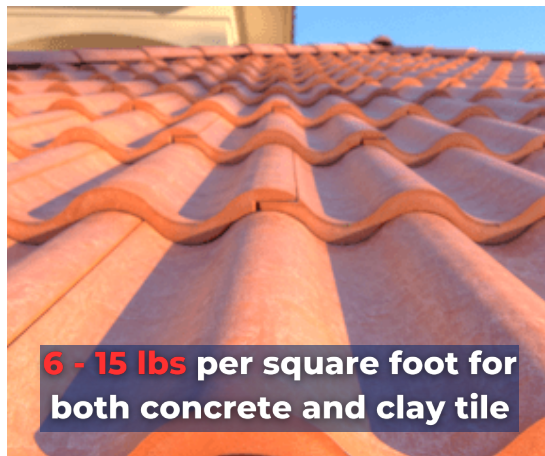
Metal Roofing Weighs Less Than Other Options.



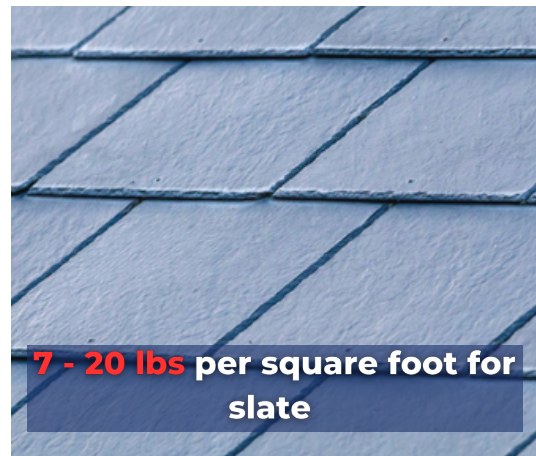
1 - 1.5 lbs per square foot for most metal roofing



2 - 4 lbs per square foot for shingles



6 - 15 lbs per square foot for both concrete and clay tile



7 - 20 lbs per square foot for slate

The weight of your roof has a major impact on your home. A lighter weight roof can help preserve your home's structural integrity during high wind events (such as tornados and hurricanes), heavy snow and ice loads, and even earthquakes. Better protect your home and what lies within by installing a quality metal roofing system... light weight, durable, and beautiful!



CONTACT US

 www.metalroofing.com